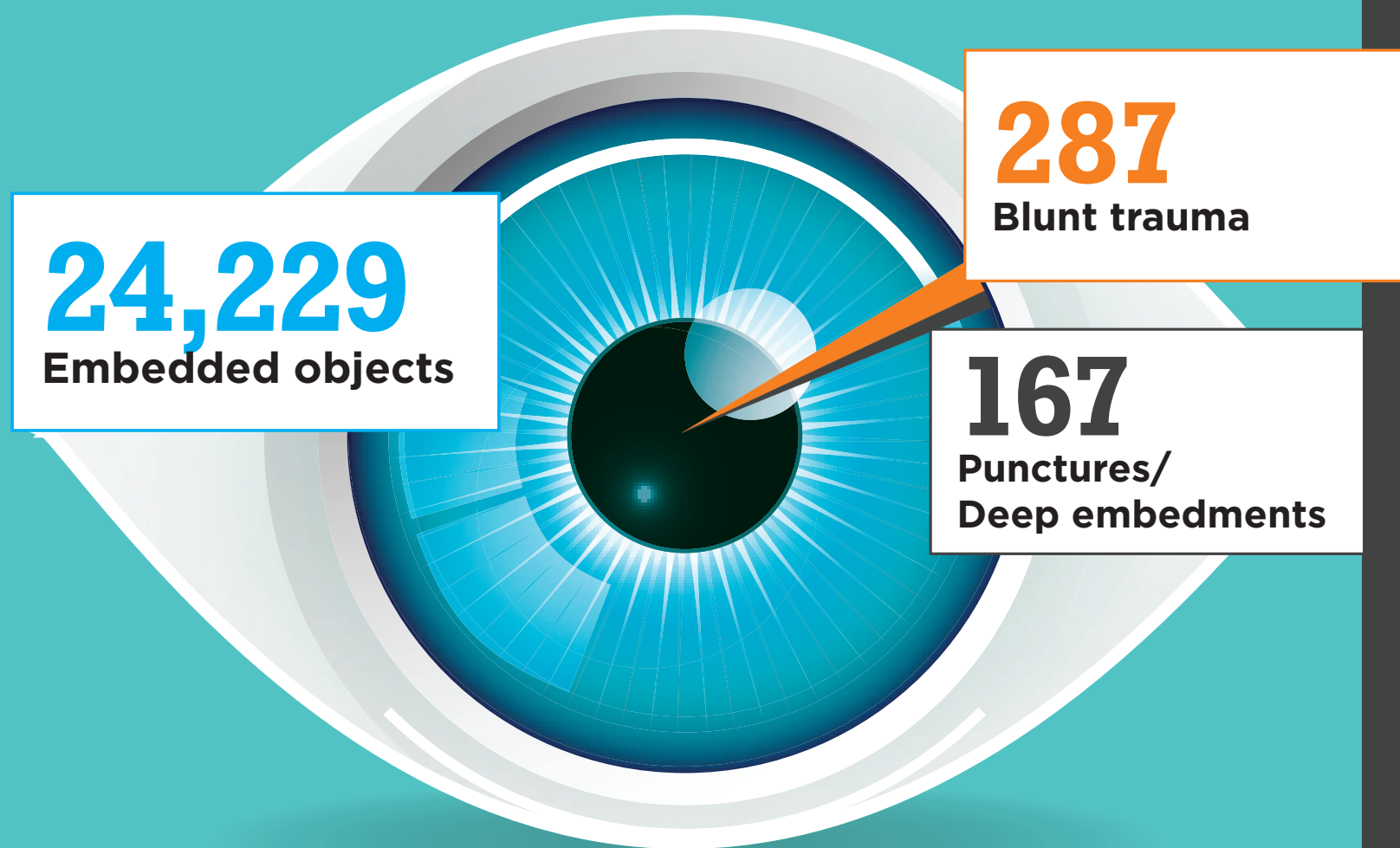


There were an estimated
24,973
EYE INJURIES
in Ontario in 2011*

An estimated **90%** ARE PREVENTABLE with the proper eyewear**



Average Number of Treated Eye Injuries per year, 2009-2011*



WHAT CONTRIBUTES TO EYE INJURIES?†



Nearly **THREE OUT OF EVERY FIVE WORKERS** injured were not wearing eye protection at the time of the accident.

3/5

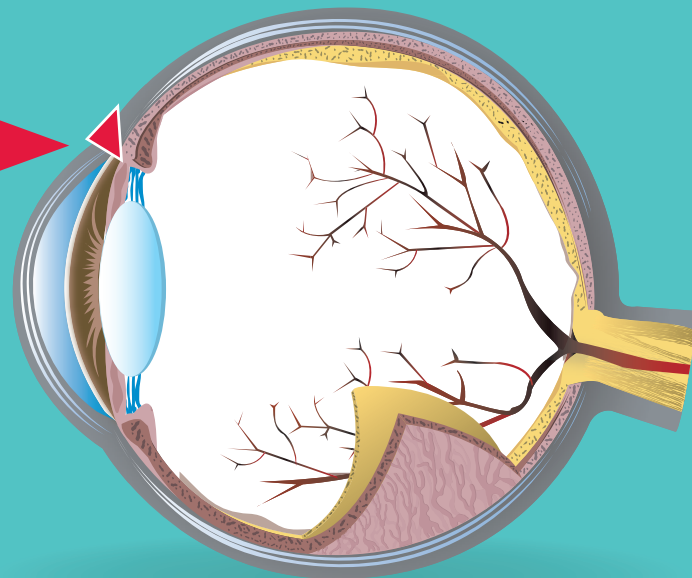
Wearing the **WRONG** kind of eye protection. These people were most likely to be wearing eyeglasses with no **SIDE SHIELDS**.

WRONG **CORRECT**

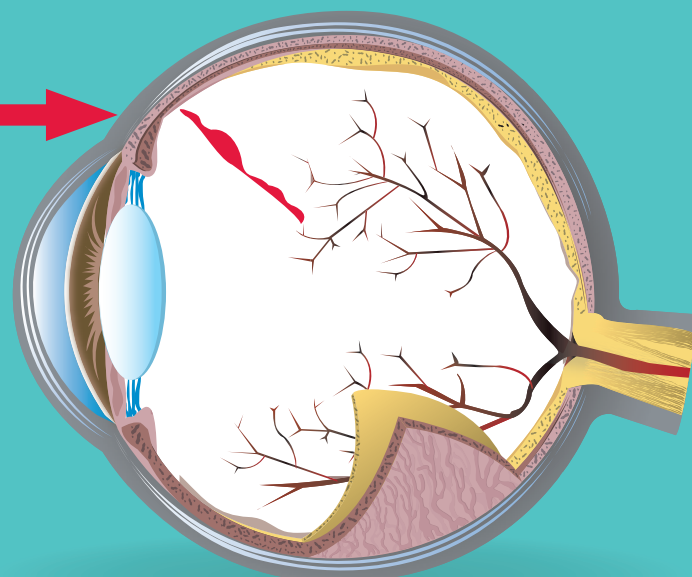


MOST COMMON

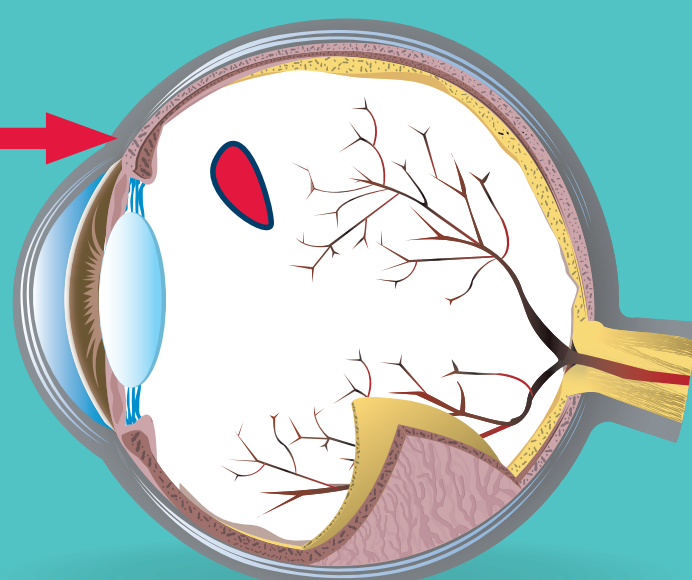
Foreign body penetration but no perforation



Blunt force trauma



Foreign body punctures the eye



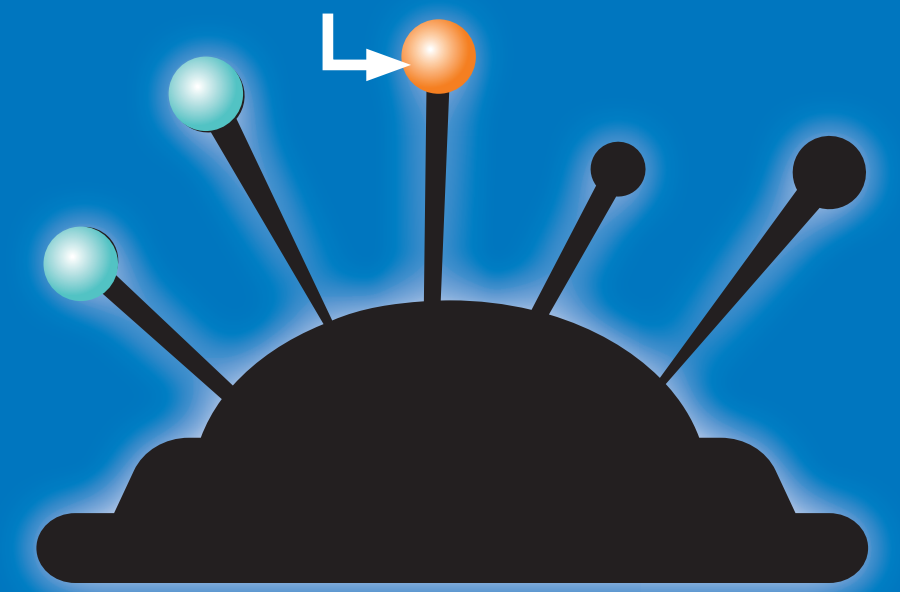
WHAT CAUSES EYE INJURIES?

FLYING PARTICLES



70% of eye injuries result from flying or falling objects or sparks striking the eye.

It is estimated that nearly **3/5** of the objects were smaller than a **PIN HEAD**.



Most of the particles were said to be travelling faster than a hand-thrown object when the accident occurred.

Contact with chemicals caused **1/5** of the injuries.



REMEMBER TO GOGGLE UP!



GROWING THE LIFE OF YOUR BUSINESS™

WSPS.CA

For more information contact Workplace Safety & Prevention Services
wspss.ca 1 877 494 WSPS (9777) CONNECT WITH US



*Source: Ontario Ministry of Health data files, FY2009/10 - 2011/12 including shadow billing claims, extracted by the Department of Economics, May 30, 2013
**Source: CNIB Canadian National Institute for the Blind (CNIB) "Eye Safety at Work" http://www.cnib.ca/en/your-eyes/safety/at-work/Pages/overview.aspx
†Source: Ontario Association of Optometrists "Eye Injuries at Work" http://www.optom.on.ca/for_patients/eye_care_in_the_workplace/eye_injuries_at_work